

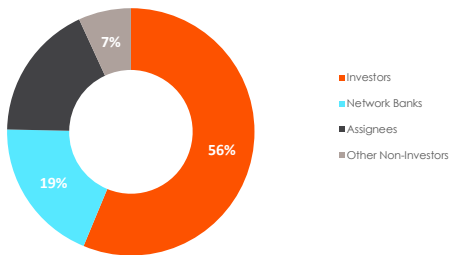


hedging frontier currencies

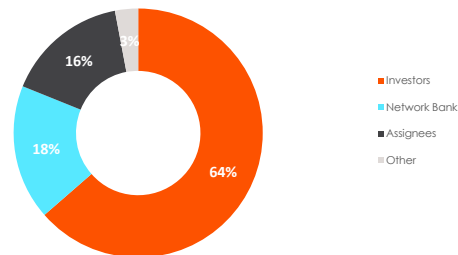
The Currency Exchange Fund N.V.
Monthly Report December 2024

| TCX Derivatives Portfolio | Long local Currency | Short local Currency | Net Exposure (Long-Short) | Gross outstandings (Long+Short) | Net Exposure Dec-2023 | Gross outstandings Dec-2023 |
|----------------------------|---------------------|----------------------|---------------------------|---------------------------------|-----------------------|-----------------------------|
| By type of investment | | | | | | |
| Primary | 5.267 | 44 | 5.223 | 5.311 | 4.188 | 4.269 |
| Trading | - | - | - | - | - | - |
| Hedging (LCY:USD) | 38 | 2.488 | (2.450) | 2.526 | (1.858) | 1.957 |
| Total LCY portfolio | 5.305 | 2.532 | 2.773 | 7.838 | 2.330 | 6.226 |
| Hedging (EUR:USD) | 497 | 99 | 397 | 596 | 366 | 529 |
| Total TCX portfolio | 5.802 | 2.632 | 3.170 | 8.434 | 2.696 | 6.755 |

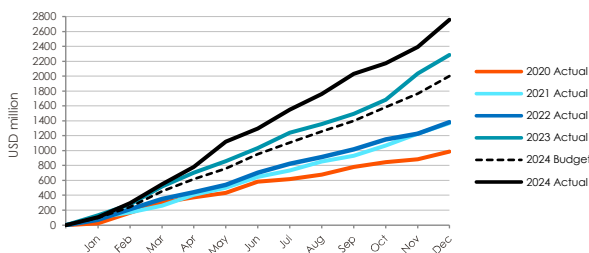
Primary production per counterparty, 2024 ytd (excluding bonds)



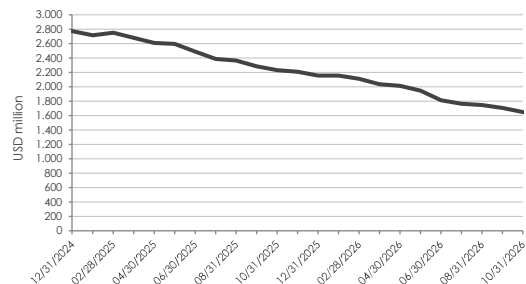
Primary outstandings per counterparty (excluding bonds)



Primary production 2020-2024 (excl. bonds)



Maturity Profile: net LCY portfolio



| Profit / Loss | Dec-24 (USD million) | 2024 ytd (USD million) | 2023 (USD million) |
|--|----------------------|------------------------|--------------------|
| Realized net interest income/loss on swaps/forwards | 22,5 | 146,9 | 124,4 |
| Realised FX result on principal for swaps/forwards | -5,7 | -82,3 | -71,3 |
| Unrealised (MtM) income/loss on swaps/forwards | 0,0 | 48,1 | 30,5 |
| Results on liquidity investments, incl. translation gains/losses | 0,2 | 46,5 | 65,8 |
| Results on other items, incl. translation gains/losses | -4,2 | 2,7 | 9,1 |
| Operational expenses | -2,5 | -18,1 | -16,0 |
| Other income / expenses (incl. interest on debt) | -0,5 | -6,5 | -6,4 |
| Net profit/loss realised | 9,8 | 137,4 | 136,1 |

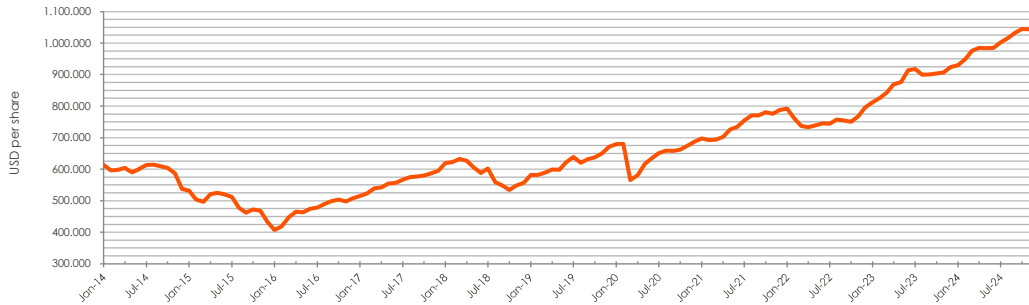
On a significant portion of its local currency derivatives portfolio (typically 20%-30%), TCX is short EUR as opposed to USD. This short EUR position is managed in two ways: first, through the purchase of EUR denominated securities (the 'liquidity portfolio'), and second through EUR:USD swaps. These instruments combine to create a matching long EUR position that is designed to neutralize the P&L impact of EUR:USD exchange rate movements. However, for IFRS reporting purposes, the derivatives and securities portfolios must be reported separately. Depending on the movements of the EUR:USD exchange rate, this can lead to reporting translation losses on the liquidity investments. Such losses are always offset by gains on the EUR leg of the local currency derivatives where TCX is short EUR.



hedging frontier currencies

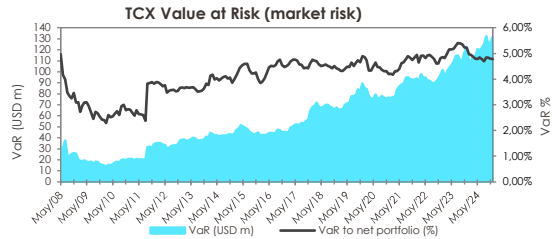
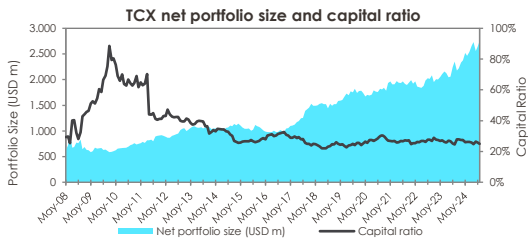
The Currency Exchange Fund N.V.
Monthly Report December 2024

TCX Net Asset Value per A-Share



| NAV performance | Dec-24 (USD million) | 2024 ytd (USD million) | Dec-23 (USD/share) |
|----------------------------------|-------------------------|---------------------------|-----------------------|
| NAV at start of period | 1.116,6 | 989,0 | 1.043.588 |
| P/L in period | 9,8 | 137,4 | 9.114 |
| Issuance & redemptions in period | - | - | - |
| Distributions to shareholders | - | - | - |
| NAV at end of period | 1.126,4 | 1.126,4 | 1.052.702 |

| VaR and capital efficiency | Dec-24 | Nov-24 | Dec-23 |
|---|---------|---------|---------|
| Market risk exposure (USD million) | 131,4 | 126,9 | 122,5 |
| Market risk exposure (% of net notional exposure) | 5,0% | 4,8% | 5,2% |
| Available Capital (USD million) | 1.549,3 | 1.543,4 | 1.423,2 |
| Risk Weighted Assets (USD million) | 6.201,2 | 5.998,8 | 5.783,1 |
| Capital / Risk Weighted Assets (Capital Ratio) | 25% | 26% | 25% |
| Available Capital cushion (capital in excess of 14% minimum, USD million) | 681,1 | 703,6 | 613,6 |
| Available Capital cushion (as percent of Available Capital) | 44% | 46% | 43% |
| Available Liquidity (USD million) | 1.441,8 | 1.422,3 | 1.307,5 |
| Diversified 12m FX stress test (USD million) | 232,1 | 234,3 | 258,6 |
| Available Capital/Diversified 12m FX stress test (USD million) | 6,7 | 6,6 | 5,5 |
| Undiversified 12m FX stress test (USD million) | 753,5 | 750,5 | 820,3 |
| Available Capital / Undiversified 12m FX stress test (USD million) | 2,1 | 2,1 | 1,7 |
| Ratio Undiversified/Diversified stress test | 3,25 | 3,20 | 3,17 |



TCX Risk framework

