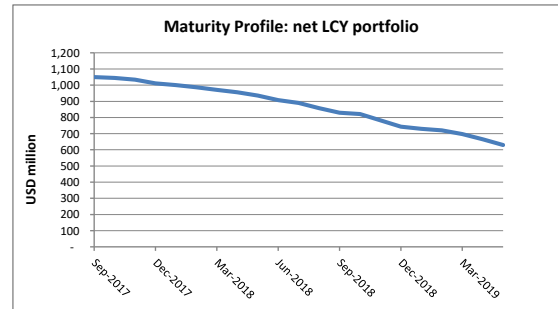
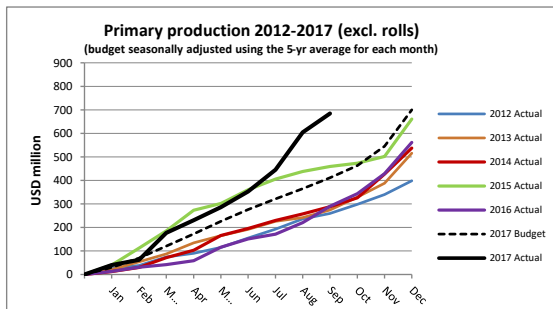
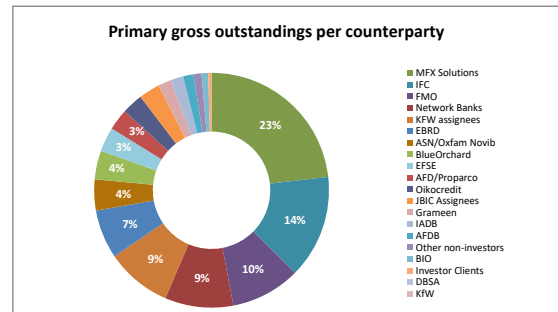
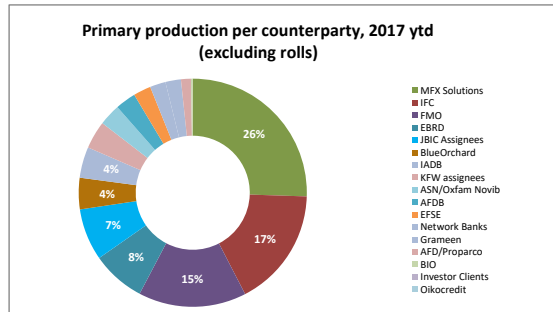


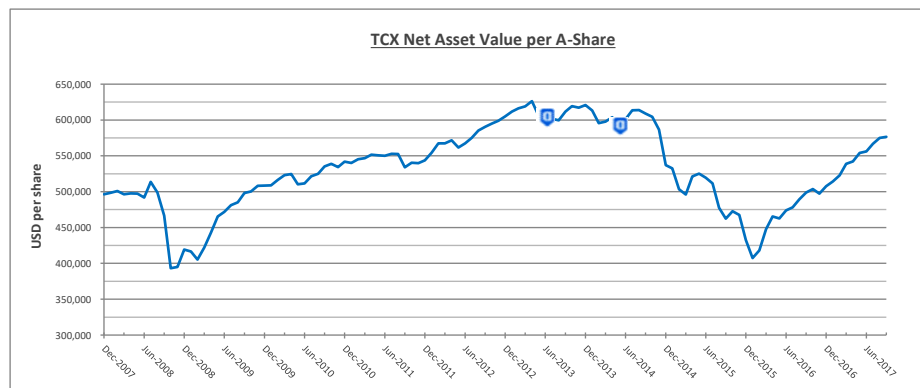
The Currency Exchange Fund N.V.

Monthly Report September 2017

TCX Derivatives Portfolio	Long local Currency	Short local Currency	Net Exposure (Long-Short)	Gross outstandings (Long+Short)	Gross outstandings December 2016
By type of investment					
Primary	1,564	167	1,397	1,731	1,392
Trading	8		8	8	18
Hedging (LCY:USD)		220	(220)	220	210
Total LCY portfolio	1,572	386	1,185	1,958	1,619
Hedging (EUR:USD)	62		62	62	80
Total TCX portfolio	1,634	386	1,247	2,020	1,700



NAV performance	Sep-17 (USD million)	2017 ytd (USD million)	Sep-17 (USD/share)
NAV at start of period	539.3	496.3	574,979
P/L in period	1.5	66.2	1,644
Issuance & redemptions in period	0.0	-21.6	0.0
Distributions to shareholders	0.0	0.0	0.0
NAV at end of period	540.9	540.9	576,623
Issuance Value			668,883



The Currency Exchange Fund N.V.

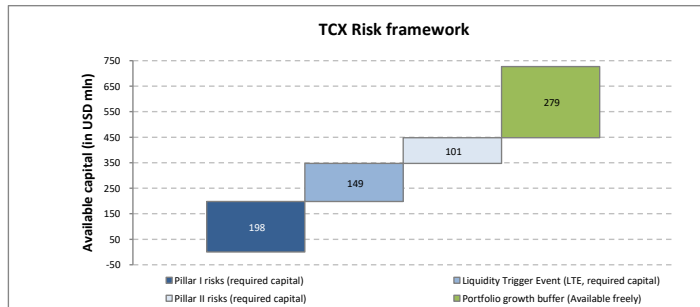
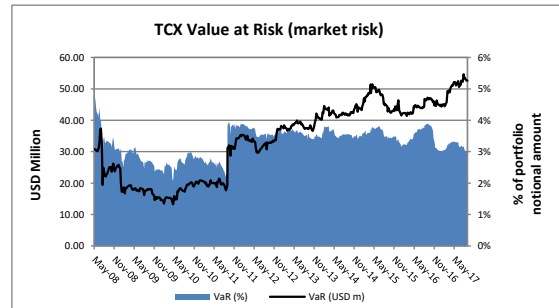
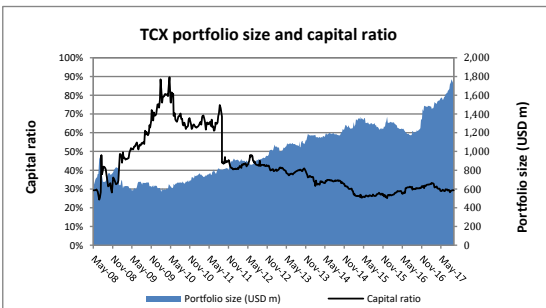
Monthly Report September 2017

Profit / Loss	Sep-17 (USD million)	2017 ytd (USD million)
Realized net interest income/loss on swaps/forwards	9.3	57.7
Realised FX result on principal for swaps/forwards	-5.2	-34.5
Unrealised (MtM) income/loss on swaps/forwards	-1.8	37.9
Results on liquidity investments, incl. translation gains/losses	0.3	9.2
Results on other items, incl. translation gains/losses	-0.1	5.7
Operational expenses	-0.5	-6.8
Other income / expenses	-0.3	-3.1
Net profit/loss realised	1.5	66.2

On a significant portion of its local currency derivatives portfolio (typically 20%-30%), TCX is short EUR as opposed to USD. This short EUR position is managed in two ways: first, through the purchase of EUR denominated securities (the 'liquidity' portfolio), and second through EUR:USD swaps. These instruments combine to create a matching long EUR position that is designed to neutralize the P&L impact of EUR:USD exchange rate movements. However, for IFRS reporting purposes, the derivatives and securities portfolios must be reported separately. Depending on the movements of the EUR:USD exchange rate, this can lead to reporting translation losses on the liquidity investments. Such losses are always offset by gains on the EUR leg of the local currency derivatives where TCX is short EUR.

VaR and capital efficiency

Market risk exposure (USD million)	52.6
Market risk exposure (% of notional exposure)	3.3%
Capital / Risk Weighted Assets	29.3%
Available Capital (USD million)	726.5
Diversified 12m FX stress test (USD million)	101.6
Undiversified 12m FX stress test (USD million)	391.5



Currency exposures

